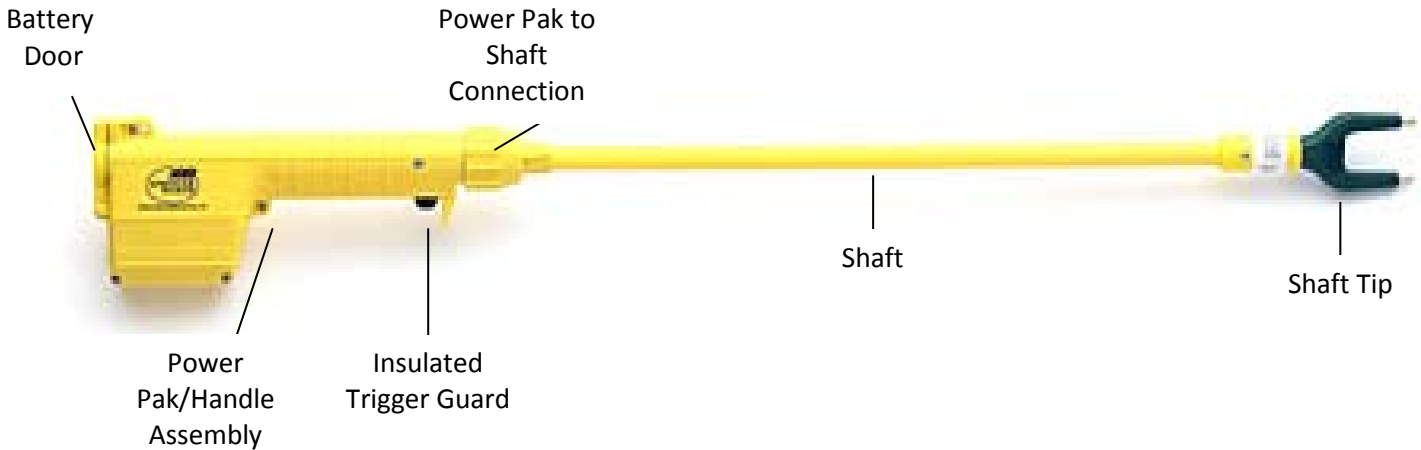


Stock Prod Maintenance & Troubleshooting Guide



MAINTENANCE AFTER EACH USE:

1. Thoroughly CLEAN AND DRY the Springer Magrath® Stock Prod after each use.
 - a. Remove shaft from handle and dry connection area of shaft and handle.
 - b. Wipe handle with a dry cloth, particularly around the trigger button and end cover areas.
2. Inspect shaft tip for damage or excessive wear and replace as necessary.
3. If wet or damp, allow to dry before re-assembling. Make sure completely dry before using.
 - a. Store with shaft separated from unit to allow for complete drying in areas that can't be wiped dry.
 - b. Leave battery door open and remove insulator to help dry (replace before use).
 - c. Let fan blow in battery door to help dry out the prod.
4. The Springer Magrath® Stock Prod may be stored lying down.
5. Remove batteries if not using for a long time.
6. Remove insulator if wet to dry out (replace before use).

PERIODIC MAINTENANCE - Weekly or when the Springer Magrath® Stock Prod is exposed to moisture:

1. Disassemble the, clean and dry all parts to ensure prod is completely dry.
2. Inspect all metal contacts for corrosion and clean all contacts with a dry abrasive material.
3. Inspect and check power level of batteries. Replace with four Springer Magrath® batteries if corroded or weak.
4. Remove batteries if not using for a long time.
5. Inspect all parts for damage and replace as needed.
6. The Springer Magrath® Stock Prod may be stored lying down.

TESTING OPERATION OF THE SPRINGER MAGRATH® STOCK PROD:

1. Check that prod is assembled correctly and that all connections are secure.
2. Depress trigger and listen for the motor tone.
3. Touch both points to a metal surface, visible sparking on contact should occur.
4. Make sure prod is dry and insulator is back on prod. Do not use without insulator over switch.

Repairs:

Springer Magrath® maintains a complete repair service at the factory. Some Power Paks will be beyond repair depending on fault. If under warranty a replacement may be issued at the discretion of Springer Magrath®.

All prod repairs and returns require a RMA# (Return Material Authorization). Contact Customer Service at 800-445-9254 for the RMA# before returning to our facility.

PLEASE INCLUDE:

- Contact Name
- Contact Phone Number (including area code)
- RMA#
- Possible problem (i.e. intermittent spark)
- Do not return shaft
- Do not return batteries corroded

Prods should be sent to:

Springer Magrath
1400 West 13th Street
Glencoe, MN 55336


Warranty:

- Electronic module is guaranteed for 14 months from date of manufacture. This warranty does not include the shaft, casing breakage, or any form of physical damage, or damage due to normal wear and tear or tampering with the Power Pak.
- Shafts are not under warranty and are not repairable.
- Springer Magrath® Stock Prods repaired out of warranty will be charged accordingly.


TROUBLESHOOTING GUIDE:

Symptom	Possible Cause	Possible Fix
Weak / No Spark or Prod makes tone but there is no spark at end of shaft	Batteries weak or dead	Replace with 4 Springer Magrath batteries
	Bad connection	Clean all connections with dry abrasive material
	Batteries not installed correctly	Check to see that all batteries are installed correctly per insertion diagram inside case (positive towards shaft connection) Replace with four Springer Magrath batteries if corroded or weak
	Battery door contact under spring	Check to ensure battery contact has not become lodged under the battery contact spring
Power Pak makes snapping sounds when shaft is not on animal or against steel	Bad shaft	Remove shaft, if snapping stops clean/dry shaft. If snapping continues when shaft is reattached replace the shaft
	We / Moisture	Disassemble Prod, clean all contacts with dry abrasive material Make sure Prod is completely dry. Reassemble and test
Arcing between contacts on Power Pak or shaft	Bad shaft	Clean and dry shaft tip. If arcing still occurs at tip replace shaft
	Wet / Moisture	Disassemble Prod, clean all contacts with dry abrasive material Make sure Prod is completely dry. Reassemble and test
Batteries getting hot (please note that batteries getting warm during operation is normal)	Batteries not installed correctly	Check to see that all batteries are installed correctly per insertion diagram inside case (positive towards shaft connection)
	Short circuit	Clean all contacts with dry abrasive material and check assembly of Prod to include all parts in case and ensure that all components are thoroughly dry
User receiving shock at handle during operation	Short circuit Wet / Moisture	Clean all contacts with dry abrasive material and check assembly of Prod to include all parts in case and ensure that all components are thoroughly dry
Prod still not functioning	Damaged or failed Power Pak	Call Springer Magrath at 1-800-445-9254 for repair service

Check that batteries are installed correctly, per the diagram.



Inspect & clean all contacts with dry, abrasive material.



Check that contact has not become lodged under battery contact spring.

Replace batteries if corroded or weak



If wet or damp, allow to dry before re-assembling. Make sure completely dry before using.

- Store with shaft separated from unit to allow for complete drying in areas that can't be wiped dry.
- Leave battery door open and remove insulator to help dry. (Replace before use).
- Let fan blow in battery door to help dry out the prod.

Follow all product instructions and warnings

⚠ WARNING	⚠ ADVERTENCIA
<ul style="list-style-type: none"> • Read and understand operating and care instructions • For ground use only • Generates high-voltage pulse • Use on LIVESTOCK ONLY • Keep out of reach of children • Keep prod dry 	<ul style="list-style-type: none"> • Lea y comprenda las instrucciones de operación y de cuidado • Para uso en tierra solamente • Genera impulsos de alto voltaje • Use en GANADO SOLAMENTE • Mantenga fuera del alcance de los niños • Mantenga el prod seco
⚠ WARNUNG	⚠ AVERTISSEMENT
<ul style="list-style-type: none"> • Versichern Sie sich, dass Sie alle Betriebsund Pflegeanweisungen gelesen und verstanden haben • Nur am Boden verwenden • Erzeugt Hochspannungspuls • NUR BEI NUTZTIEREN verwenden • Für Kinder unzugänglich aufbewahren • Den Stock trocken halten 	<ul style="list-style-type: none"> • Lire et comprendre les instructions d'emploi et d'entretien • Exclusivement pour un usage au sol • Génère une impulsion de tension élevée • Utiliser UNIQUEMENT SUR DU BÉTAIL • Conserver hors de portée des enfants • Conserver l'aiguillon au sec